

8.11.2014

QUICKLANE



DAYS WORKED 9 RO / DAY / ADV GOAL 10
WORKING DAYS 26 RO / MO DEPT GOAL 530

Commodities

[CLICK TO DRILL](#)

Advisors 2

STD	92
PAY TYPE	C
ADVISOR	RO CNT
10006 BLACK	96
9105 DILLS	91
9246 ABERCROMB	30
AVERAGE	72

CP RO COUNT

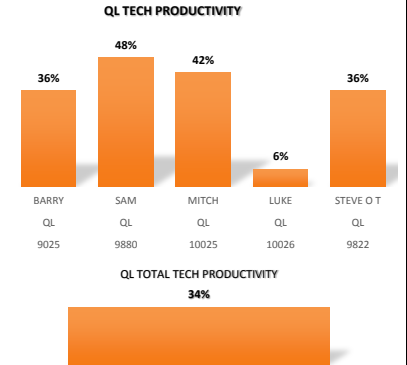
STD	1.2
PAY TYPE	C
ADVISOR	C HRS/RO
9105 DILLS	1.07
10006 BLACK	0.93
9246 ABERCROMB	0.62
AVERAGE	0.86

CP HRS PER RO

STD	\$58
PAY TYPE	C
ADVISOR	ELR
10006 BLACK	\$54.74
9105 DILLS	\$56.69
9246 ABERCROMB	\$58.66
AVERAGE	\$55.76

CP ELR

BRAKES	CP %
7	4%
TIRES	CP %
84	39%
BATTERIES	CP %
4	2%
ALIGNMENT!	CP %
11	6%
PM SERVICES	CP %
8	4%
AIR FILTER	CP %
15	8%



PROJECTED VARIANCE	ELR	# ROs	# ROs	HRS/RO	LBR-Sale\$	LBR-Gross %	LBR\$/RO	PTS-Sale\$	PTS-Gross %	PTSS/RO	Total-Sale\$	Total\$/RO
Variance VS. Previous MONTH	(\$3.41)	(40)	(174)	-0.21	(12,155)	1.6	(15)	\$,416	5.01	16	(3,510)	\$5.98
Variance VS. Prior YEAR	(\$3.05)	7	(130)	-0.22	(\$9,308)	(3.4)	(\$16)	\$12,872	6.01	\$19	\$6,694	\$8.72

[CLICK TO DRILL](#)

REPAIR SHOP

DAYS WORKED 8 RO / DAY / ADV GOAL 5
WORKING DAYS 26 RO / MO DEPT GOAL 130

Commodities

[CLICK TO DRILL](#)

Advisors 1

STD	40
PAY TYPE	C
ADVISOR	RO CNT
9921 WALKER	35
Average	35

CP RO COUNT

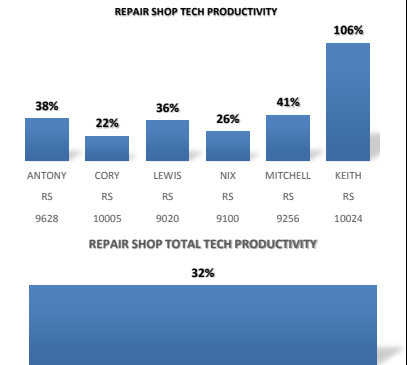
STD	3.5
PAY TYPE	C
ADVISOR	C HRS/RO
9921 WALKER	3.18
Average	3.18

CP HRS PER RO

STD	\$78
PAY TYPE	C
ADVISOR	ELR
9921 WALKER	\$77.29
Average	\$77.29

CP ELR

BRAKES	CP %
9	26%
TIRES	CP %
13	37%
BATTERIES	CP %
1	3%
ALIGNMENT!	CP %
1	3%
PM SERVICES	CP %
4	11%
AIR FILTER	CP %
1	3%



PROJECTED VARIANCE	ELR	# ROs	HRS-Sold	HRS/RO	LBR-Sale\$	LBR-Gross %	LBR\$/RO	PTS-Sale\$	PTS-Gross%	PTSS/RO	Total-Sale\$	Total-Sale\$	Total\$/RO
Variance VS. Previous MONTH	(\$77.07)	(115)	(414)	#DIV/0!	(31,891)	2	#DIV/0!	(32,923)	6	#DIV/0!	(66,580)	5	#DIV/0!
Variance VS. Prior YEAR	(\$79.21)	(123)	(393)	#DIV/0!	(31,124)	(4)	#DIV/0!	(68,903)	2	#DIV/0!	(62,746)	0	#DIV/0!

[CLICK TO DRILL](#)

QL & REPAIR SHOP

DAYS WORKED 8.5 RO / DAY / ADV GOAL 8
WORKING DAYS 26 RO / MO DEPT GOAL 593

Commodities

[CLICK TO DRILL](#)

Advisors 3

STD	132
Total	CP RO COUNT
CP TOTAL	252
Grand Total	252

CP TOTAL

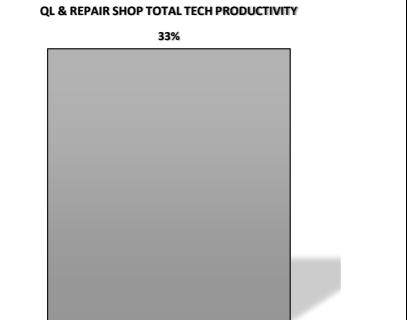
STD	1.59
Total	HRS / RO
CP TOTAL	1.25
Grand Total	1.25

CP TOTAL

STD	\$66
Total	Sum of ELR
CP TOTAL	\$63.51
Grand Total	\$63.51

CP TOTAL

BRAKES	CP %
16	6%
TIRES	CP %
97	38%
BATTERIES	CP %
5	2%
ALIGNMENT!	CP %
12	5%
PM SERVICES	CP %
12	5%
AIR FILTER	CP %
16	6%



PROJECTED VARIANCE	ELR	# ROs	HRS-Sold	HRS/RO	LBR-Sale\$	LBR-Gross %	LBR\$/RO	PTS-Sale\$	PTS-Gross %	PTSS/RO	Total-Sale\$	Total-Sale\$	Total\$/RO
	(\$2)	37	(99)	(0.2)	(\$8,800)	\$1	(\$15)	8,716	0	4	(89)	5	(11)
	(\$3)	76	(34)	(0.2)	(\$5,185)	\$2	\$1	19,892	5	12	19,949	9	(5)

[CLICK TO DRILL](#)